



Cobra shower system by Rapsel




Showertronic IV6 water mixer system by Artize



Moxie showerhead by Kohler




One washbasin by Rapsel



Tall wall unit by Boffi at Studio Crea

**THE DRY FACTOR!**  
 India being a tropical country, keeping the bathroom dry is a tedious task. Hence, besides a sleek and strong exhaust fan, if you have not fixed that small fan to the ceiling, you need to do it immediately. You could go for small blades and fancy colours to match the other accessories.



Dressage vanity by Graff



Vanity and basin unit by Moab80 at Intersekt

### Vanity and cabinets

Maximising the counter space and organising bathroom paraphernalia becomes easy when you have a smart vanity or cabinet. Some points to keep in mind:

- \* Since the area is bound to be humid, it is sensible to choose materials that fit the environment, such as wood veneers, laminates, MDF MR (Moisture Resistant).
- \* Keep the vanity and cabinets off the floor to protect them from moisture. Suspended models also make cleaning easier.
- \* Vanities with drawers are a better bet.
- \* Choose a size that fits your bathroom. An oversized one can come in the way or cramp the area.
- \* Fix electric plug points to fit all kinds of plugs attached to grooming gadgets, and don't forget that appropriate lighting in the vanity will make life much easier.



Basin unit by Zucchetti at Intersekt